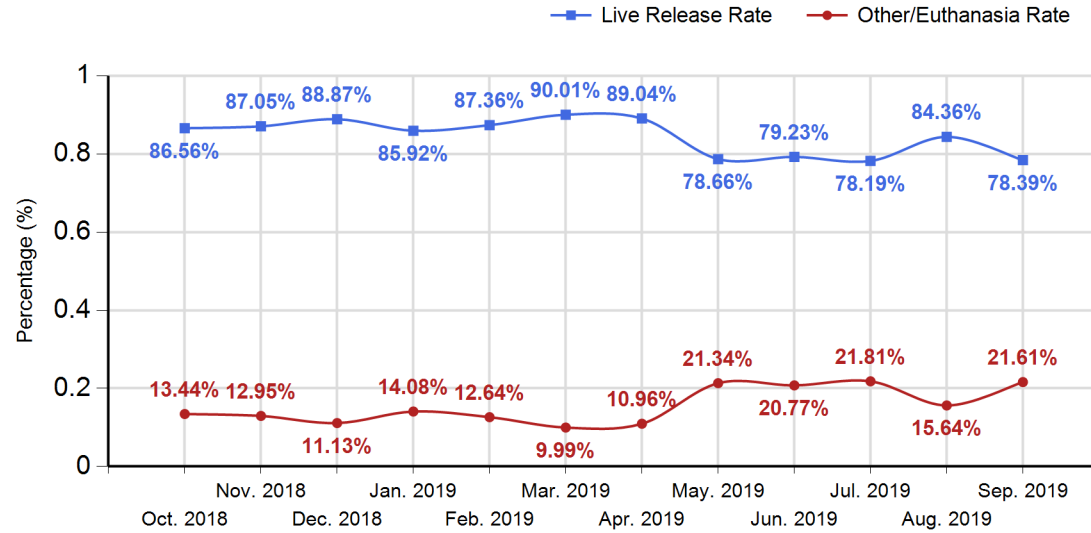


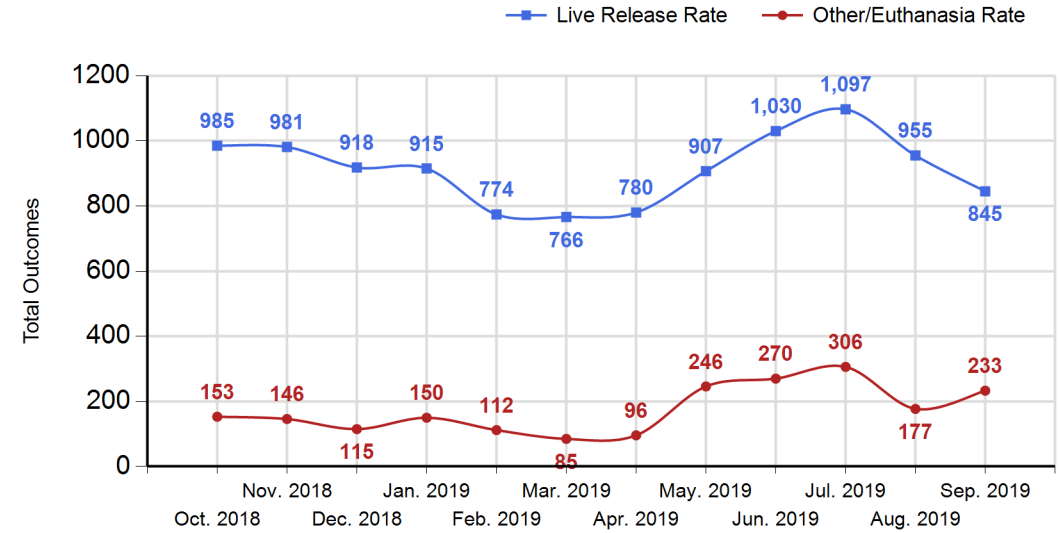
Intake & Outcome Statistics (10/1/2018 - 9/30/2019) Pivoted by Intake & Outcome				Month to Month Stats												
				Canine	Feline	Total	Oct. 2018	Nov. 2018	Dec. 2018	Jan. 2019	Feb. 2019	Mar. 2019	Apr. 2019	May. 2019	Jun. 2019	Jul. 2019
LIVE INTAKE																
B	Stray/At Large	3,327	8,472	11,799	956	868	765	751	676	739	1,079	1,471	1,345	1,159	993	997
C	Relinquished by Owner	323	317	640	67	40	50	60	74	62	61	47	56	39	45	39
D	Owner Intended Euthanasia	176	103	279	28	28	25	33	23	18	20	22	27	22	19	14
E	Transferred in from Agency	0	0	0	0	0	0	0	0	0	0	0	0	0	0	0
F	Cruelty/Confiscate (Other Intakes)	148	57	205	11	9	34	11	9	10	11	41	19	6	38	6
F	Born in the Shelter (Other Intakes)	33	31	64	8	4	5	5	5	4	8	7	14	4	0	0
F	Returns (Other Intakes)	212	111	323	35	32	38	33	15	26	28	25	28	21	30	12
G	Total Live Intake [ B + C + D + E + F ]	4,219	9,091	13,310	1,105	981	917	893	802	859	1,207	1,613	1,489	1,251	1,125	1,068
OUTCOMES																
H	Adoption	2,162	3,928	6,090	586	618	567	531	417	399	383	470	634	575	495	415
I	Return to Owner	933	74	1,007	97	76	106	103	82	67	82	83	74	78	86	73
J	Transferred to Another Agency	659	658	1,317	81	125	74	85	82	124	177	153	96	140	86	94
K	Return to Field	7	2,532	2,539	221	162	171	196	193	176	138	201	226	304	288	263
L	Other Live Outcomes	0	0	0	0	0	0	0	0	0	0	0	0	0	0	0
M	Subtotal: Live Outcomes [ H + I + J + K + L ]	3,761	7,192	10,953	985	981	918	915	774	766	780	907	1,030	1,097	955	845
N	Died in Care	21	408	429	26	23	8	5	8	6	22	59	88	83	44	57
O	Lost in Care	3	62	65	1	3	2	5	4	0	3	6	0	7	5	29
P	Shelter Euthanasia	267	1,048	1,315	100	93	82	105	72	62	52	161	156	194	107	131
Q	Owner Intended Euthanasia	168	112	280	26	27	23	35	28	17	19	20	26	22	21	16
R	Subtotal: Other Outcomes [ N + O + P + Q ]	459	1,630	2,089	153	146	115	150	112	85	96	246	270	306	177	233
S	Total Outcomes [ M + R ]	4,220	8,822	13,042	1,138	1,127	1,033	1,065	886	851	876	1,153	1,300	1,403	1,132	1,078
	Asilomar "Lite" Live Release Rate:	89.12%	81.52%	83.98%	86.56%	87.05%	88.87%	85.92%	87.36%	90.01%	89.04%	78.66%	79.23%	78.19%	84.36%	78.39%
Canine Live Release Rate				89.12%	92.28%	85.46%	90.31%	89.26%	89.58%	90.11%	91.67%	85.71%	86.27%	87.57%	91.69%	90.73%
Feline Live Release Rate				81.52%	84.40%	87.89%	88.12%	83.98%	86.00%	89.94%	87.41%	75.50%	76.56%	74.93%	80.93%	73.58%

Formula:  
M / S  
10,953 / 13,042 = 83.98%

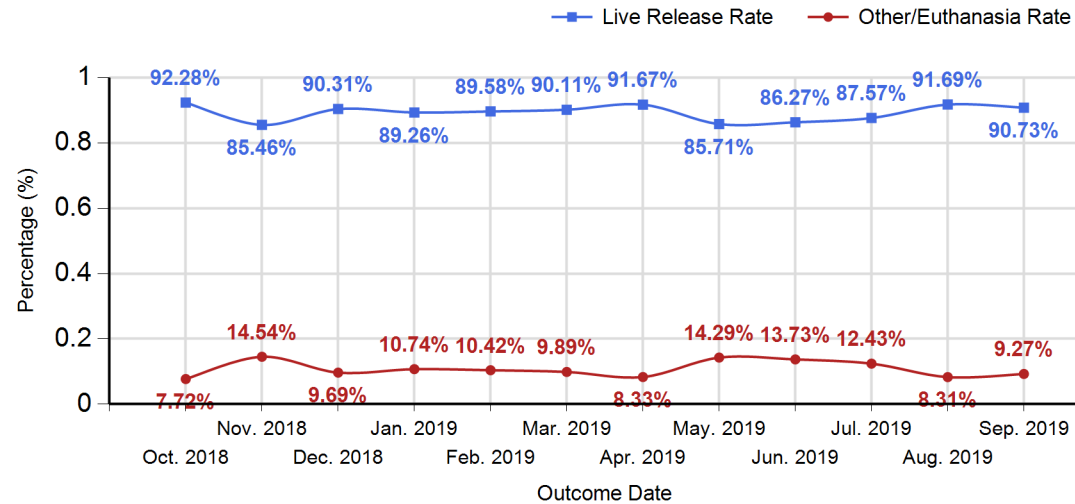
**Live Release Rate vs Other & Euthanasia Rate (Month to Month Stats) Percentage**  
10/1/2018 - 9/30/2019



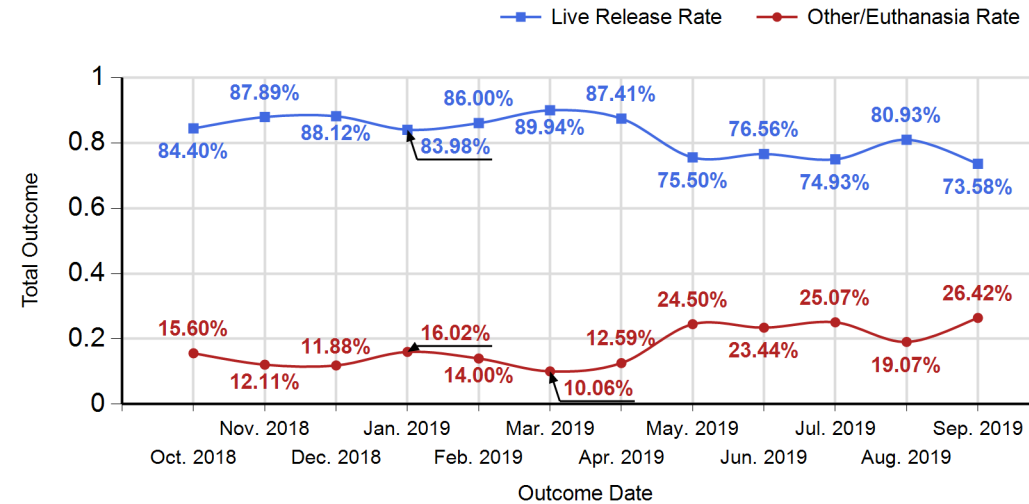
**Live Release Rate vs Other & Euthanasia Rate (Month to Month Stats) Total**  
10/1/2018 - 9/30/2019



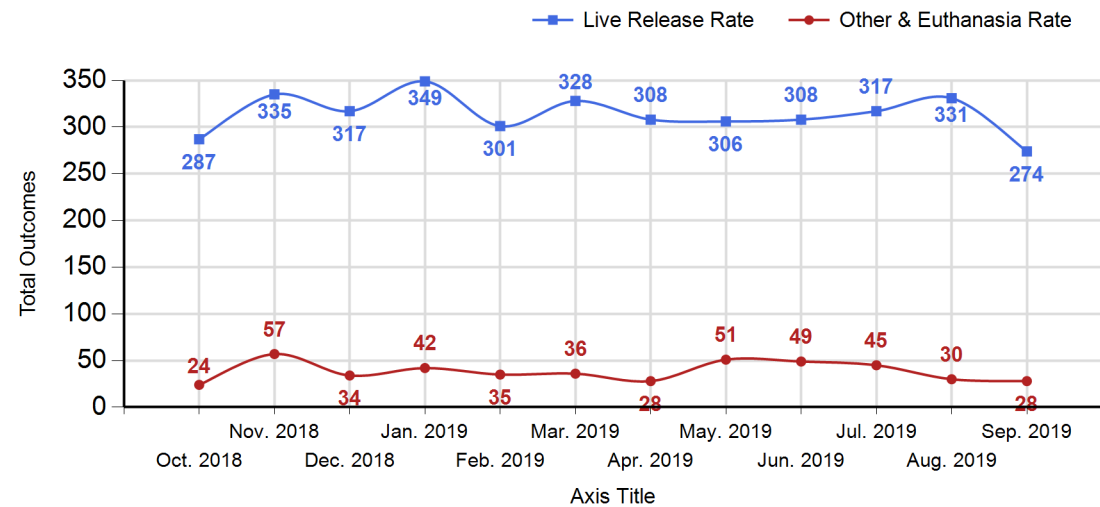
**Canine Live Release Rate vs Other & Euthanasia Rate (Month to Month Stats) Percentage**  
10/1/2018 - 9/30/2019



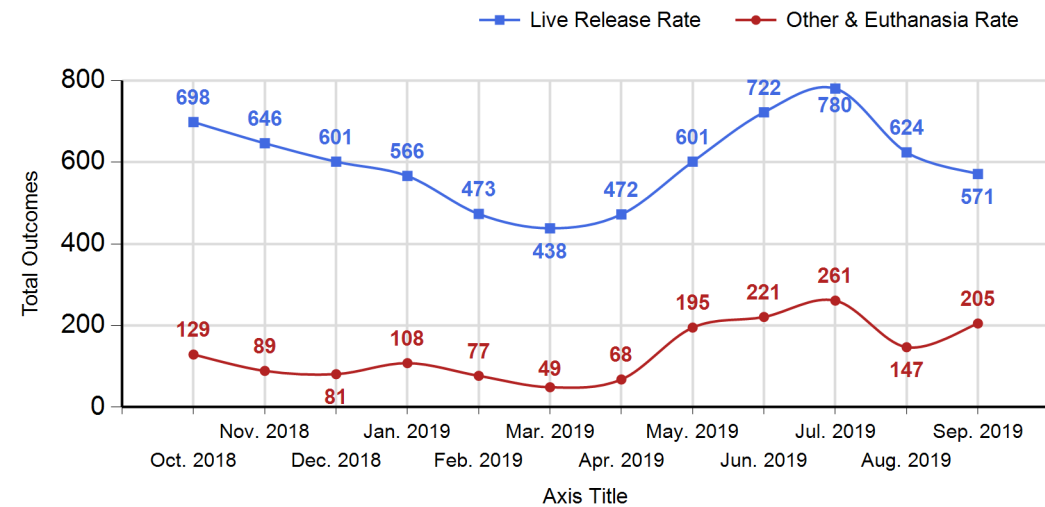
**Feline Live Release Rate vs Other & Euthanasia Rate (Month to Month Stats) Percentage**  
10/1/2018 - 9/30/2019



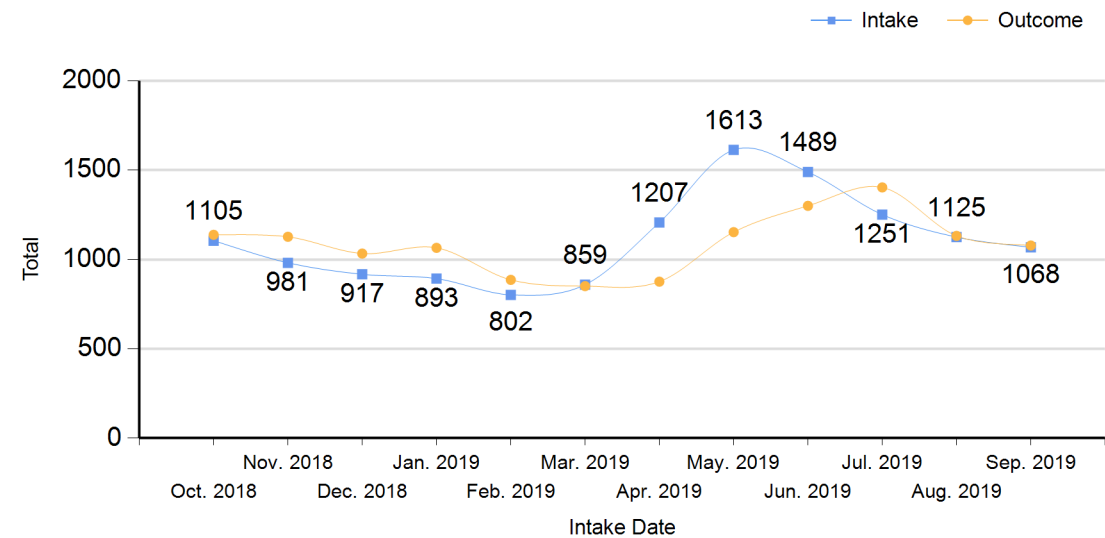
**Canine Live Release Rate vs Other & Euthanasia Rate (Month to Month Stats)**  
**Percentage**  
**10/1/2018 - 9/30/2019**



**Feline Live Release Rate vs Other & Euthanasia Rate (Month to Month Stats)**  
**Percentage**  
**10/1/2018 - 9/30/2019**

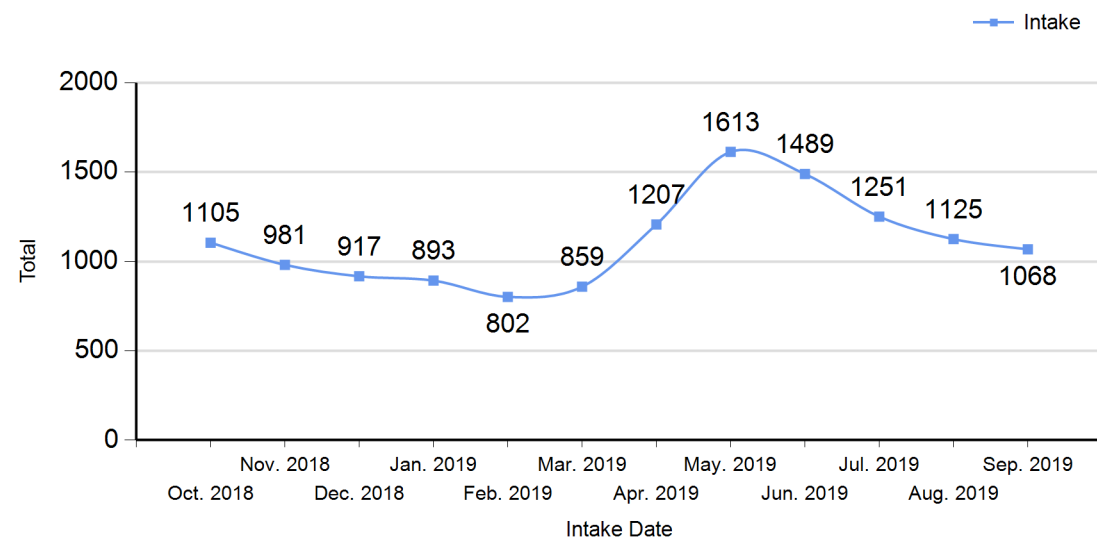


**Total Intake & Outcome (Month to Month Stats)**  
**10/1/2018 - 9/30/2019**

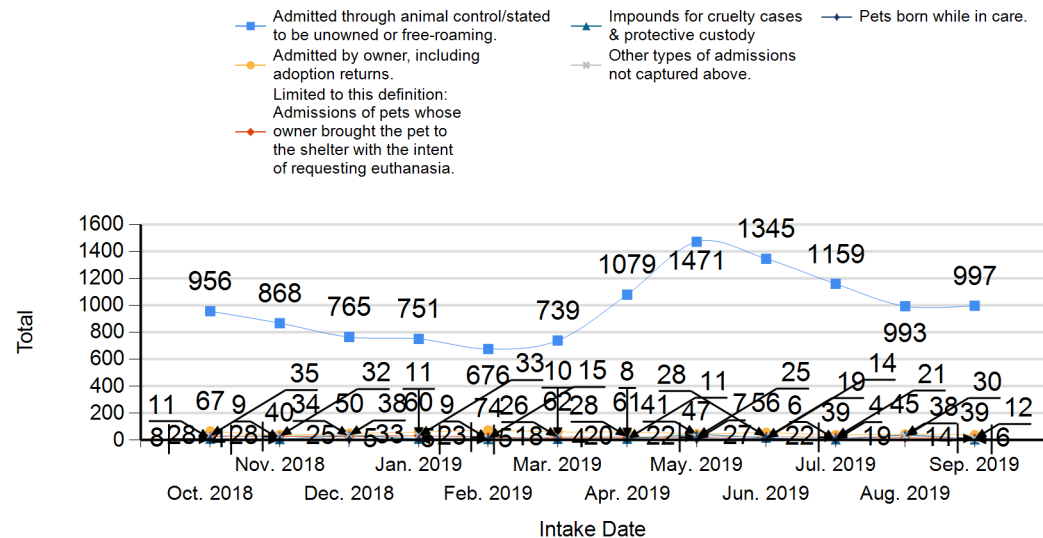


Intake Statistics Pivoted by Species (10/1/2018 - 9/30/2019)				Month to Month Stats											
Species		Name	Total	Oct. 2018	Nov. 2018	Dec. 2018	Jan. 2019	Feb. 2019	Mar. 2019	Apr. 2019	May. 2019	Jun. 2019	Jul. 2019	Aug. 2019	Sep. 2019
Canine	B	Stray/At Large	3,327	284	294	275	304	256	256	251	302	276	293	273	263
	C	Relinquished by Owner	323	25	18	22	27	45	43	33	30	32	11	21	16
	D	Owner Intended Euthanasia	176	12	23	14	18	14	12	14	15	18	16	13	7
	E	Transferred in from Agency	0	0	0	0	0	0	0	0	0	0	0	0	0
	F	Cruelty/Confiscate (Other Intakes)	148	10	8	34	7	5	8	10	17	11	6	27	5
	F	Returns (Other Intakes)	212	14	18	25	25	14	19	24	16	18	10	19	10
	F	Born in the Shelter (Other Intakes)	33	3	4	5	5	0	0	0	7	9	0	0	0
		Canine Live Intake	4,219	348	365	375	386	334	338	332	387	364	336	353	301
Feline	B	Stray/At Large	8,472	672	574	490	447	420	483	828	1,169	1,069	866	720	734
	C	Relinquished by Owner	317	42	22	28	33	29	19	28	17	24	28	24	23
	D	Owner Intended Euthanasia	103	16	5	11	15	9	6	6	7	9	6	6	7
	E	Transferred in from Agency	0	0	0	0	0	0	0	0	0	0	0	0	0
	F	Cruelty/Confiscate (Other Intakes)	57	1	1	0	4	4	2	1	24	8	0	11	1
	F	Returns (Other Intakes)	111	21	14	13	8	1	7	4	9	10	11	11	2
	F	Born in the Shelter (Other Intakes)	31	5	0	0	0	5	4	8	0	5	4	0	0
		Feline Live Intake	9,091	757	616	542	507	468	521	875	1,226	1,125	915	772	767
	B	Stray/At Large	11,799	956	868	765	751	676	739	1,079	1,471	1,345	1,159	993	997
	C	Relinquished by Owner	640	67	40	50	60	74	62	61	47	56	39	45	39
	D	Owner Intended Euthanasia	279	28	28	25	33	23	18	20	22	27	22	19	14
	E	Transferred in from Agency	0	0	0	0	0	0	0	0	0	0	0	0	0
	F	Cruelty/Confiscate (Other Intakes)	205	11	9	34	11	9	10	11	41	19	6	38	6
	F	Returns (Other Intakes)	323	35	32	38	33	15	26	28	25	28	21	30	12
	F	Born in the Shelter (Other Intakes)	64	8	4	5	5	5	4	8	7	14	4	0	0
	G	Total Live Intake	13,310	1,105	981	917	893	802	859	1,207	1,613	1,489	1,251	1,125	1,068

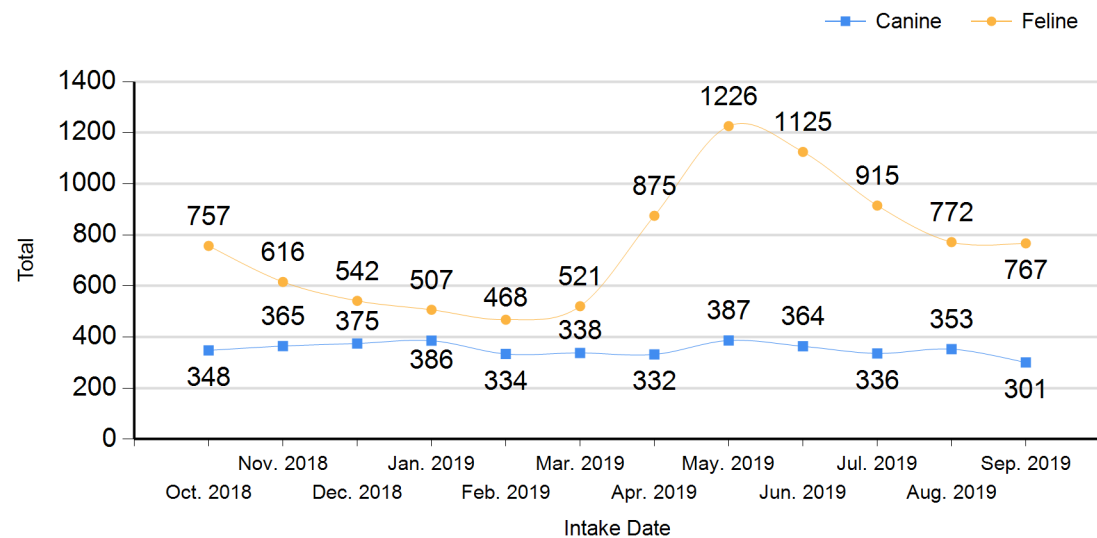
**Total Intake (Month to Month Stats)**  
**10/1/2018 - 9/30/2019**



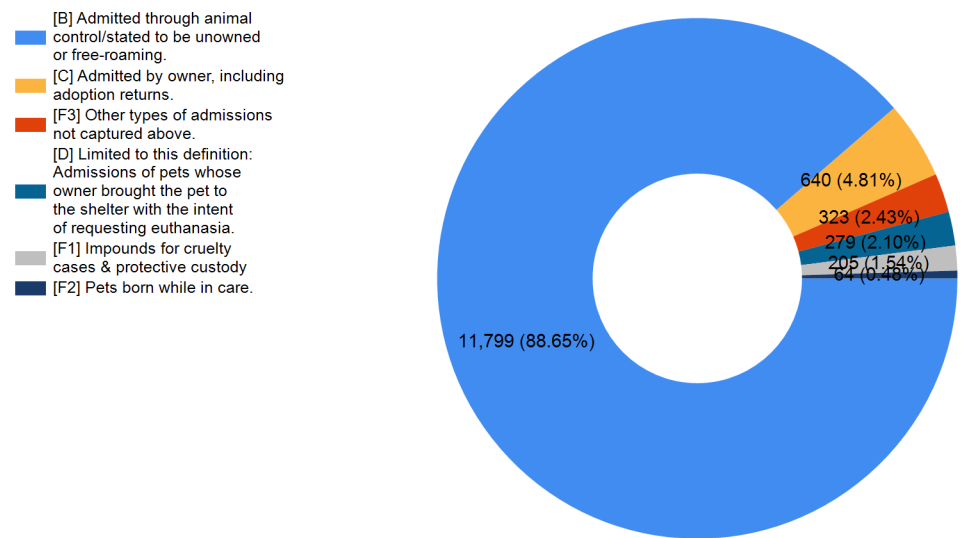
**Total Intake (Month to Month Stats)**  
**10/1/2018 - 9/30/2019 by Intake Type**



**Total Intake (Month to Month Stats)**  
**10/1/2018 - 9/30/2019 by Species**

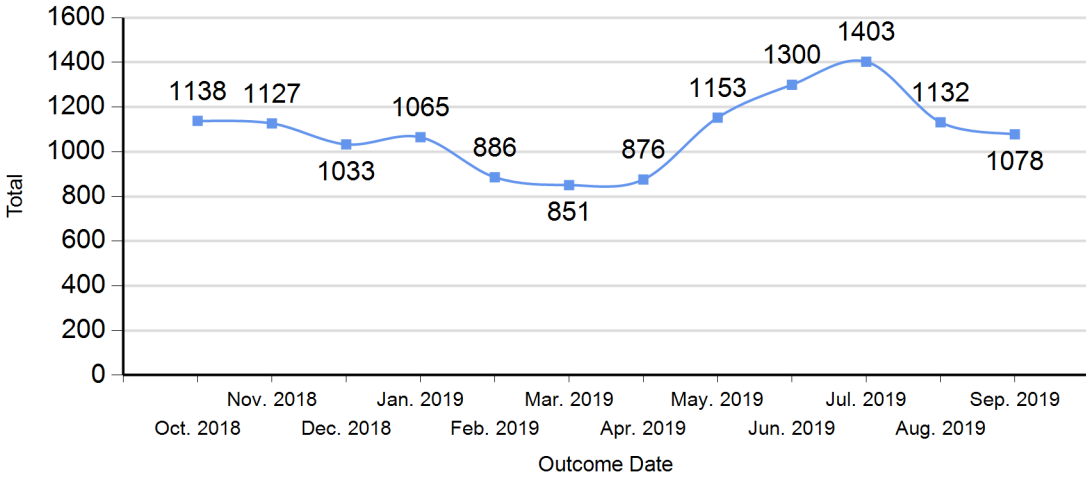


**Total Intake (Month to Month Stats)**  
**10/1/2018 - 9/30/2019 by Intake Type**

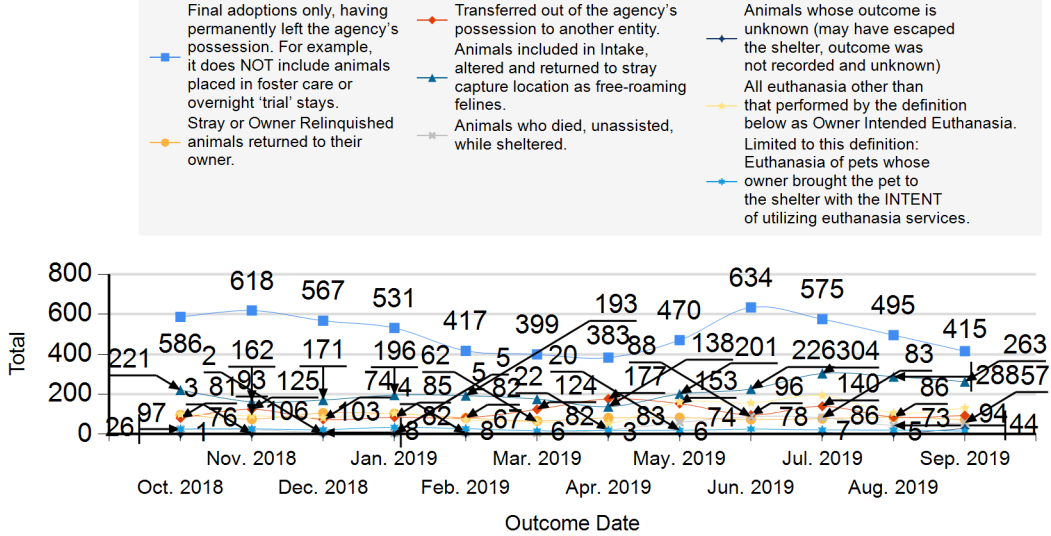


Outcome Statistics Pivoted by Species (10/1/2018 - 9/30/2019)				Month to Month Stats											
Species		Name	Total	Oct. 2018	Nov. 2018	Dec. 2018	Jan. 2019	Feb. 2019	Mar. 2019	Apr. 2019	May. 2019	Jun. 2019	Jul. 2019	Aug. 2019	Sep. 2019
Canine	H	Adoption	2,162	167	194	169	190	176	207	187	165	188	175	203	141
	I	Return to Owner	933	89	69	96	87	76	63	76	77	69	74	86	71
	J	Transferred to Another Agency	659	31	72	51	72	49	58	45	60	50	67	42	62
	K	Return to Field	7	0	0	1	0	0	0	0	4	1	1	0	0
	L	Other Live Outcomes	0	0	0	0	0	0	0	0	0	0	0	0	0
	M	Subtotal: Live Outcomes	3,761	287	335	317	349	301	328	308	306	308	317	331	274
	N	Died in Care	21	2	2	1	0	1	1	2	3	4	2	2	1
	O	Lost in Care	3	1	1	0	1	0	0	0	0	0	0	0	0
	P	Shelter Euthanasia	267	11	32	21	23	17	24	12	36	27	28	14	22
	Q	Owner Intended Euthanasia	168	10	22	12	18	17	11	14	12	18	15	14	5
	R	Subtotal: Other Outcomes	459	24	57	34	42	35	36	28	51	49	45	30	28
		Canine Total Outcome	4,220	311	392	351	391	336	364	336	357	357	362	361	302
Feline	H	Adoption	3,928	419	424	398	341	241	192	196	305	446	400	292	274
	I	Return to Owner	74	8	7	10	16	6	4	6	6	5	4	0	2
	J	Transferred to Another Agency	658	50	53	23	13	33	66	132	93	46	73	44	32
	K	Return to Field	2,532	221	162	170	196	193	176	138	197	225	303	288	263
	L	Other Live Outcomes	0	0	0	0	0	0	0	0	0	0	0	0	0
	M	Subtotal: Live Outcomes	7,192	698	646	601	566	473	438	472	601	722	780	624	571
	N	Died in Care	408	24	21	7	5	7	5	20	56	84	81	42	56
	O	Lost in Care	62	0	2	2	4	4	0	3	6	0	7	5	29
	P	Shelter Euthanasia	1,048	89	61	61	82	55	38	40	125	129	166	93	109
	Q	Owner Intended Euthanasia	112	16	5	11	17	11	6	5	8	8	7	7	11
	R	Subtotal: Other Outcomes	1,630	129	89	81	108	77	49	68	195	221	261	147	205
		Feline Total Outcome	8,822	827	735	682	674	550	487	540	796	943	1,041	771	776
	H	Adoption	6,090	586	618	567	531	417	399	383	470	634	575	495	415
	I	Return to Owner	1,007	97	76	106	103	82	67	82	83	74	78	86	73
	J	Transferred to Another Agency	1,317	81	125	74	85	82	124	177	153	96	140	86	94
	K	Return to Field	2,539	221	162	171	196	193	176	138	201	226	304	288	263
	L	Other Live Outcomes	0	0	0	0	0	0	0	0	0	0	0	0	0
	N	Died in Care	429	26	23	8	5	8	6	22	59	88	83	44	57
	O	Lost in Care	65	1	3	2	5	4	0	3	6	0	7	5	29
	P	Shelter Euthanasia	1,315	100	93	82	105	72	62	52	161	156	194	107	131
	Q	Owner Intended Euthanasia	280	26	27	23	35	28	17	19	20	26	22	21	16
	S	Total Outcome	13,042	1,138	1,127	1,033	1,065	886	851	876	1,153	1,300	1,403	1,132	1,078

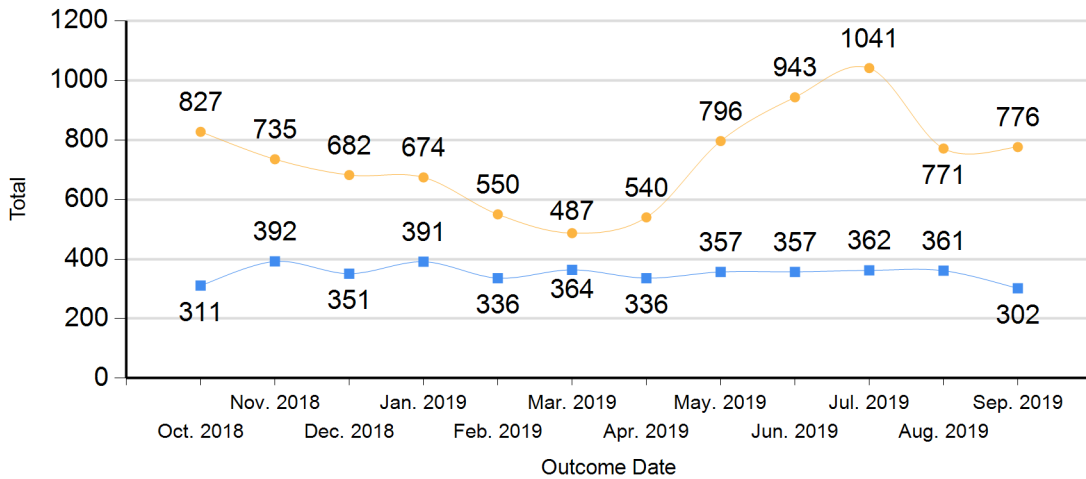
### Total Outcome (Month to Month Stats)



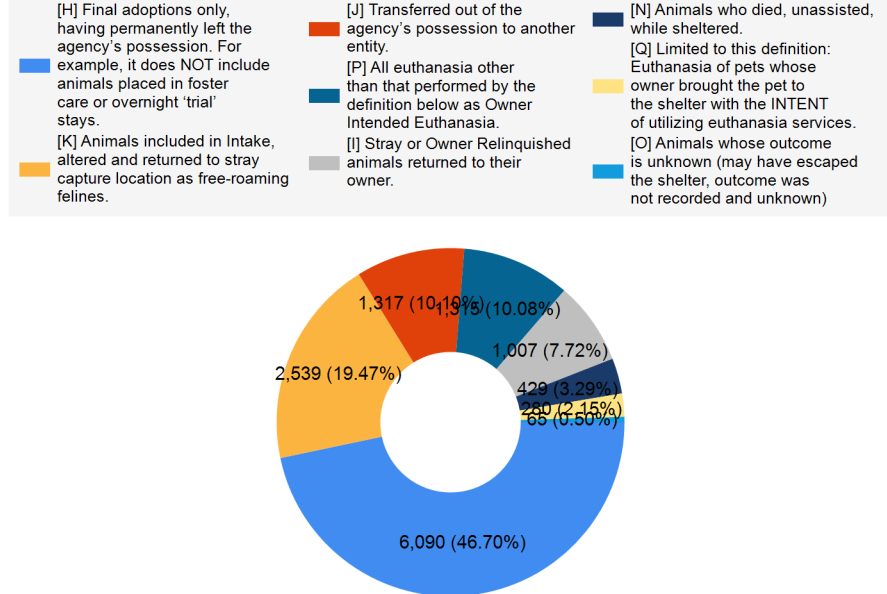
### Total Outcome (Month to Month Stats)



### Total Outcome (Month to Month Stats)



### Total Outcome (Month to Month Stats)



	TOTAL			Canine			Feline		
	Live Release	Live Release (%)	Change (%)	Live Release	Live Release (%)	Change (%)	Live Release	Live Release (%)	Change (%)
Oct. 2018	985	86.56%	NaN	287	92.28%	NaN	698	84.40%	NaN
Nov. 2018	981	87.05%	0.49%	335	85.46%	-6.82%	646	87.89%	3.49%
Dec. 2018	918	88.87%	1.82%	317	90.31%	4.85%	601	88.12%	0.23%
Jan. 2019	915	85.92%	-2.95%	349	89.26%	-1.06%	566	83.98%	-4.15%
Feb. 2019	774	87.36%	1.44%	301	89.58%	0.33%	473	86.00%	2.02%
Mar. 2019	766	90.01%	2.65%	328	90.11%	0.53%	438	89.94%	3.94%
Apr. 2019	780	89.04%	-0.97%	308	91.67%	1.56%	472	87.41%	-2.53%
May. 2019	907	78.66%	-10.38%	306	85.71%	-5.95%	601	75.50%	-11.90%
Jun. 2019	1,030	79.23%	0.57%	308	86.27%	0.56%	722	76.56%	1.06%
Jul. 2019	1,097	78.19%	-1.04%	317	87.57%	1.29%	780	74.93%	-1.64%
Aug. 2019	955	84.36%	6.17%	331	91.69%	4.12%	624	80.93%	6.01%
Sep. 2019	845	78.39%	-5.98%	274	90.73%	-0.96%	571	73.58%	-7.35%

Formula:  
M / S  
10,953 / 13,042 = 83.98%



	Canine				Feline				
Month Year	Beginning Inventory	Intake	Outcome	Ending Inventory	Beginning Inventory	Intake	Outcome	Ending Inventory	*TNR
10/2018	239	348	311	276	852	757	827	782	
11/2018	276	365	392	249	782	616	735	663	
12/2018	249	375	351	273	663	542	682	523	
01/2019	273	386	391	268	523	507	674	356	
02/2019	268	334	336	266	356	468	550	274	180
03/2019	266	338	364	240	274	521	487	308	
04/2019	240	332	336	236	308	875	540	643	
05/2019	236	387	357	266	643	1226	796	1073	87
06/2019	266	364	357	273	1073	1125	943	1255	69
07/2019	273	336	362	247	1255	915	1041	1129	
08/2019	247	353	361	239	1129	772	771	1130	
09/2019	239	301	302	238	1130	767	776	1121	

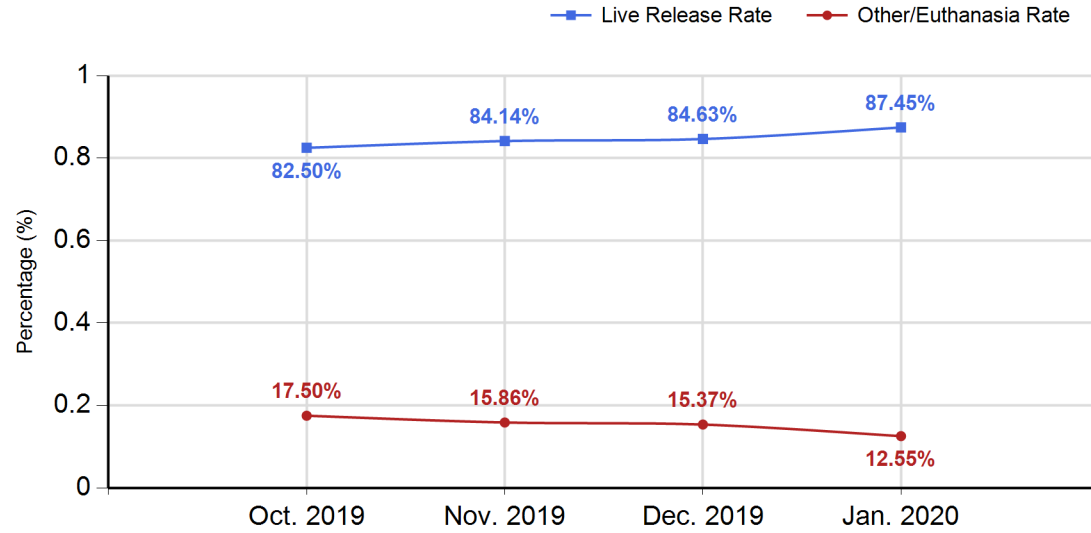
\*Trap, Neuter, and Release are not factored in Outcomes and Live Release Rate

Intake & Outcome Statistics (10/1/2019 - 1/31/2020) Pivoted by Intake & Outcome					Month to Month Stats				
					Canine	Feline	Total	Oct. 2019	Nov. 2019
LIVE INTAKE									
B	Stray/At Large	1,012	2,314	3,326	1,166	709	775	676	
C	Relinquished by Owner	127	107	234	53	66	48	67	
D	Owner Intended Euthanasia	47	28	75	14	16	21	24	
E	Transferred in from Agency (In State)	0	0	0	0	0	0	0	
E	Transferred in from Agency (Out of State)	0	0	0	0	0	0	0	
F	Cruelty/Confiscate (Other Intakes)	48	41	89	14	19	23	33	
F	Born in the Shelter (Other Intakes)	0	1	1	0	0	0	1	
F	Returns (Other Intakes)	61	44	105	32	24	21	28	
G	Total Live Intake [ B + C + D + E + F ]	1,295	2,535	3,830	1,279	834	888	829	
OUTCOMES									
H	Adoption	703	1,416	2,119	581	536	531	471	
I	Return to Owner	263	23	286	85	68	66	67	
J	Transferred to Another Agency	185	114	299	53	93	74	79	
K	Return to Field	6	942	948	318	194	210	226	
L	Other Live Outcomes	0	0	0	0	0	0	0	
M	Subtotal: Live Outcomes [ H + I + J + K + L ]	1,157	2,495	3,652	1,037	891	881	843	
N	Died in Care	8	101	109	51	24	20	14	
O	Lost in Care	0	58	58	32	11	8	7	
P	Shelter Euthanasia	117	295	412	123	114	104	71	
Q	Owner Intended Euthanasia	58	32	90	14	19	28	29	
R	Subtotal: Other Outcomes [ N + O + P + Q ]	183	486	669	220	168	160	121	
S	Total Outcomes [ M + R ]	1,340	2,981	4,321	1,257	1,059	1,041	964	
	Asilomar "Lite" Live Release Rate:	86.34%	83.70%	84.52%	82.50%	84.14%	84.63%	87.45%	
Canine Live Release Rate					86.34%	88.86%	85.89%	83.17%	87.09%
Feline Live Release Rate					83.70%	79.96%	83.33%	85.26%	87.64%

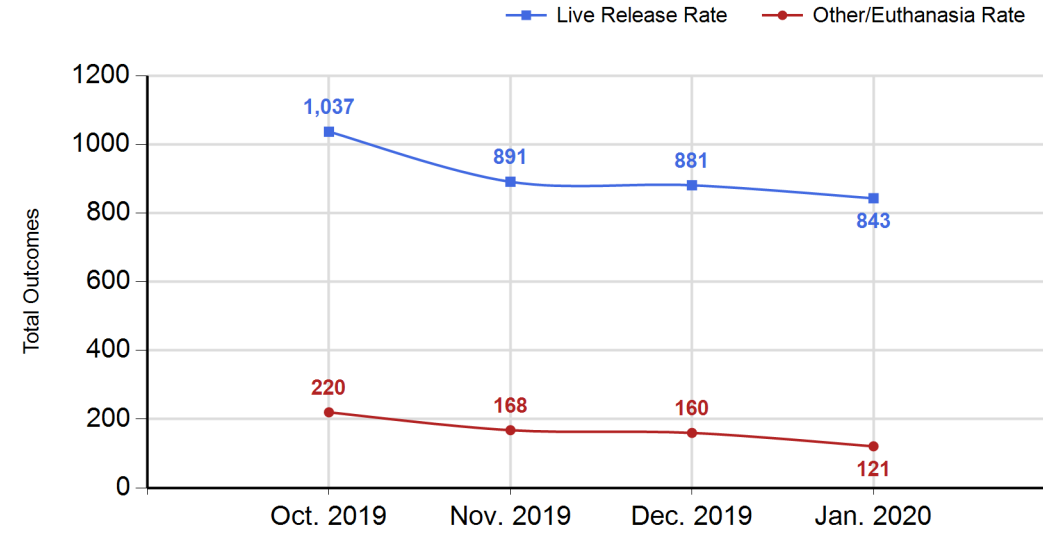
Formula:  
M / S  
3,652 / 4,321 = 84.52%



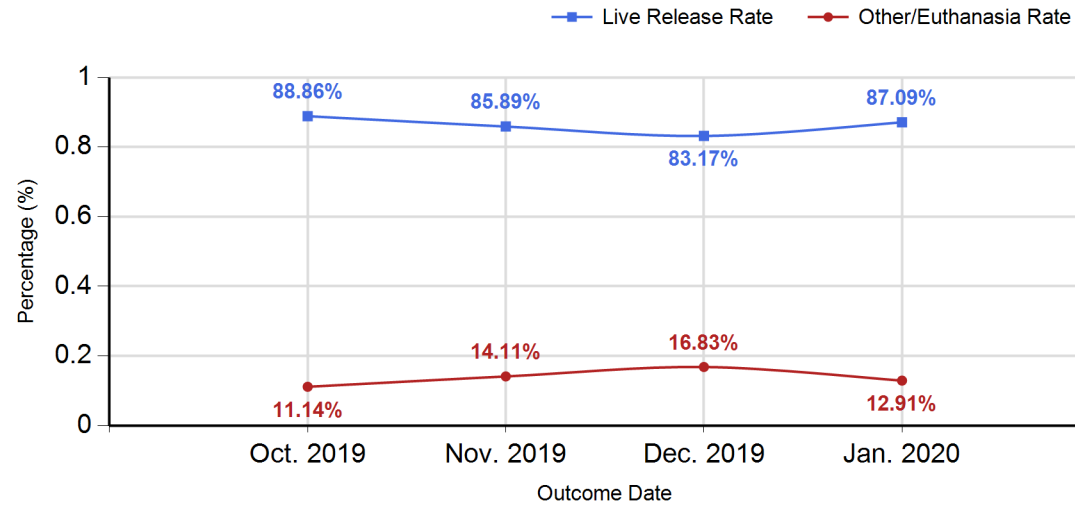
**Live Release Rate vs Other & Euthanasia Rate (Month to Month Stats) Percentage**  
10/1/2019 - 1/31/2020



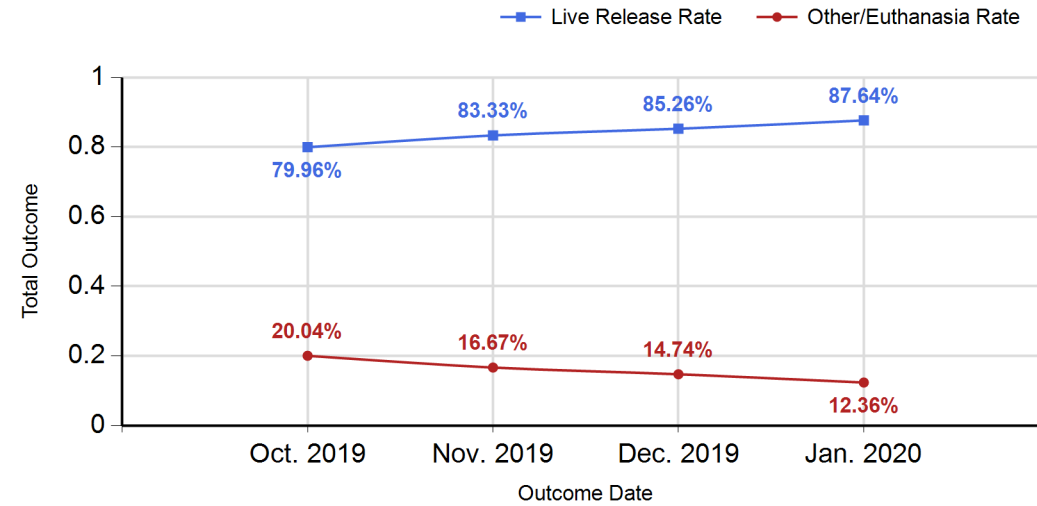
**Live Release Rate vs Other & Euthanasia Rate (Month to Month Stats) Total**  
10/1/2019 - 1/31/2020



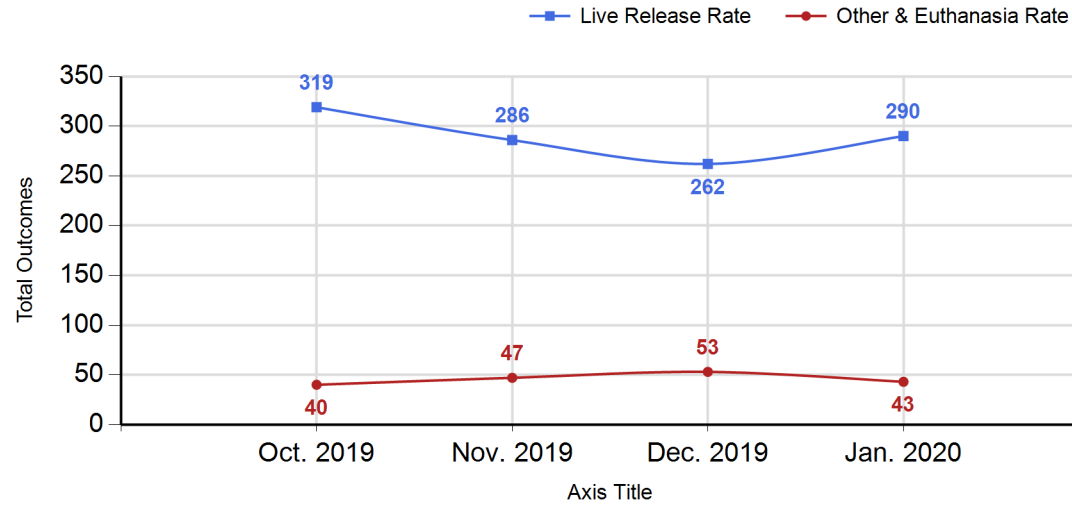
**Canine Live Release Rate vs Other & Euthanasia Rate (Month to Month Stats) Percentage**  
10/1/2019 - 1/31/2020



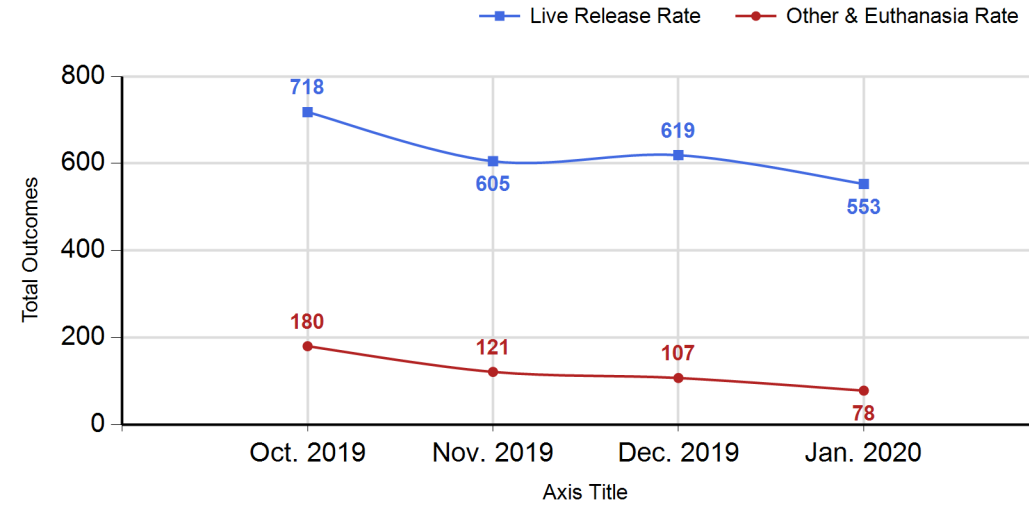
**Feline Live Release Rate vs Other & Euthanasia Rate (Month to Month Stats) Percentage**  
10/1/2019 - 1/31/2020



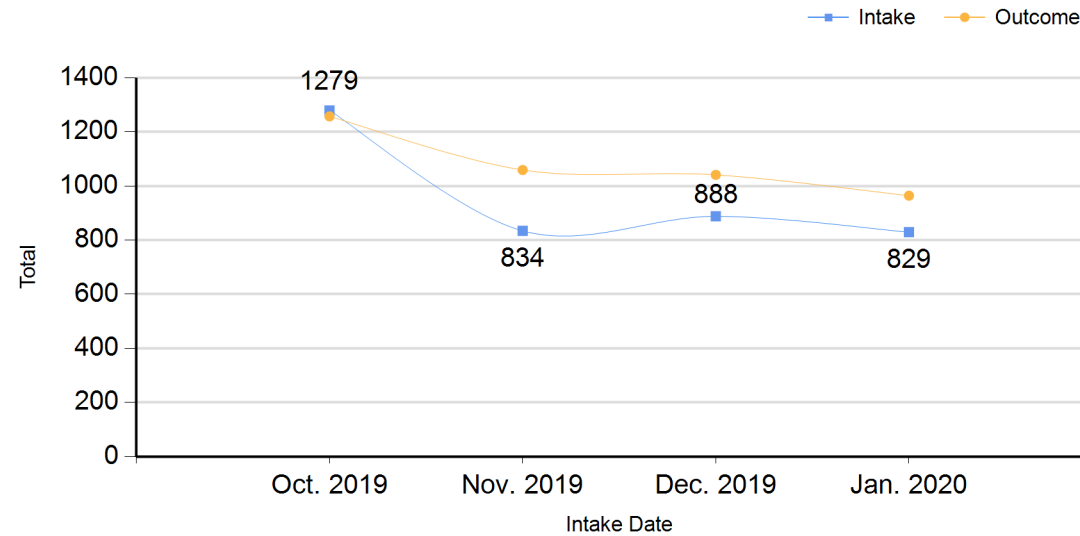
**Canine Live Release Rate vs Other & Euthanasia Rate (Month to Month Stats)**  
**Percentage**  
**10/1/2019 - 1/31/2020**



**Feline Live Release Rate vs Other & Euthanasia Rate (Month to Month Stats)**  
**Percentage**  
**10/1/2019 - 1/31/2020**

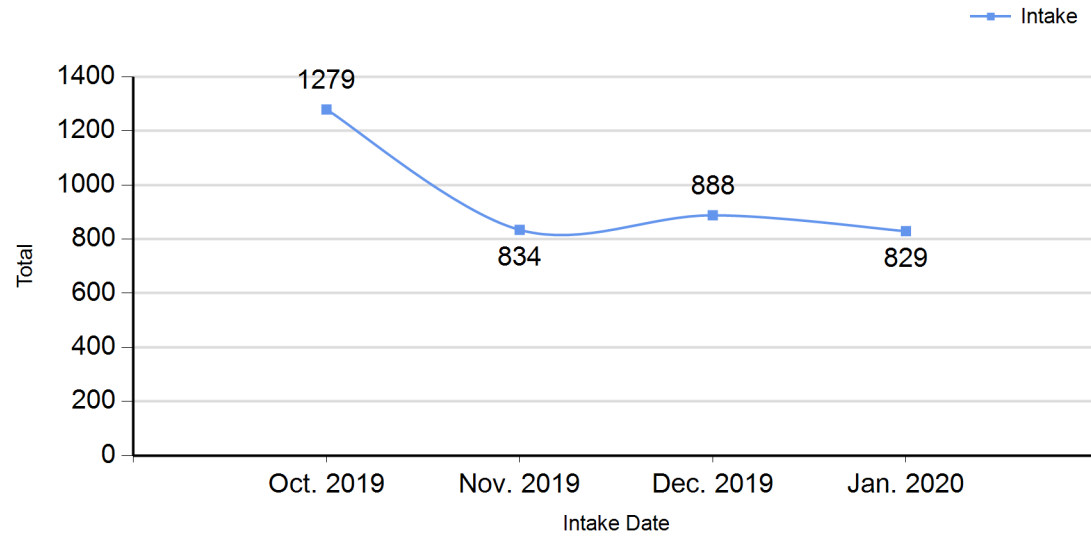


**Total Intake & Outcome (Month to Month Stats)**  
**10/1/2019 - 1/31/2020**

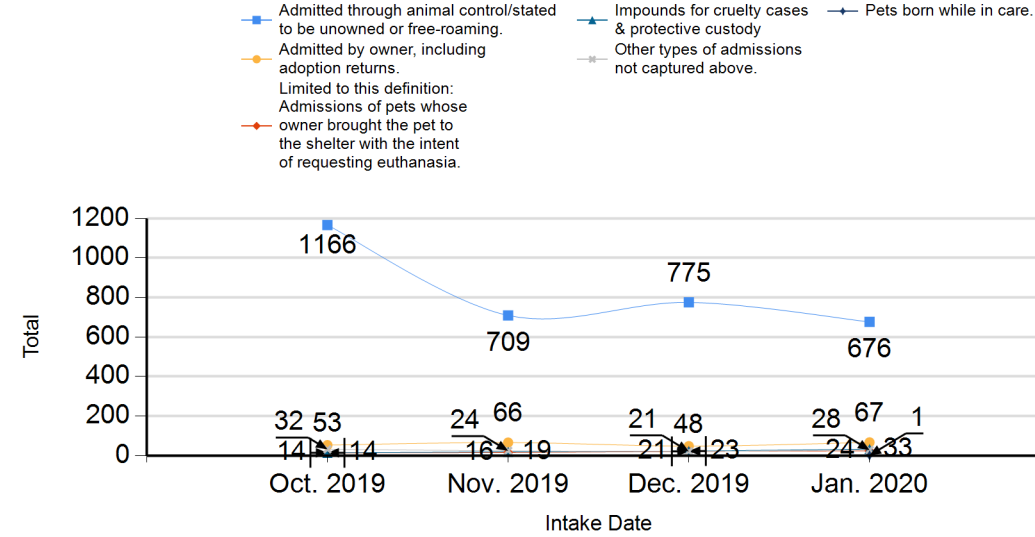


Intake Statistics Pivoted by Species (10/1/2019 - 1/31/2020)				Month to Month Stats			
Species		Name	Total	Oct. 2019	Nov. 2019	Dec. 2019	Jan. 2020
Canine	B	Stray/At Large	1,012	270	222	271	249
	C	Relinquished by Owner	127	31	57	16	23
	D	Owner Intended Euthanasia	47	12	9	13	13
	E	Transferred in from Agency (Out of State)	0	0	0	0	0
	E	Transferred in from Agency (In State)	0	0	0	0	0
	F	Cruelty/Confiscate (Other Intakes)	48	12	15	18	3
	F	Returns (Other Intakes)	61	19	12	14	16
	F	Born in the Shelter (Other Intakes)	0	0	0	0	0
		Canine Live Intake	1,295	344	315	332	304
Feline	B	Stray/At Large	2,314	896	487	504	427
	C	Relinquished by Owner	107	22	9	32	44
	D	Owner Intended Euthanasia	28	2	7	8	11
	E	Transferred in from Agency (In State)	0	0	0	0	0
	E	Transferred in from Agency (Out of State)	0	0	0	0	0
	F	Cruelty/Confiscate (Other Intakes)	41	2	4	5	30
	F	Returns (Other Intakes)	44	13	12	7	12
	F	Born in the Shelter (Other Intakes)	1	0	0	0	1
		Feline Live Intake	2,535	935	519	556	525
	B	Stray/At Large	3,326	1,166	709	775	676
	C	Relinquished by Owner	234	53	66	48	67
	D	Owner Intended Euthanasia	75	14	16	21	24
	E	Transferred in from Agency (In State)	0	0	0	0	0
	E	Transferred in from Agency (Out of State)	0	0	0	0	0
	F	Cruelty/Confiscate (Other Intakes)	89	14	19	23	33
	F	Returns (Other Intakes)	105	32	24	21	28
	F	Born in the Shelter (Other Intakes)	1	0	0	0	1
	G	Total Live Intake	3,830	1,279	834	888	829

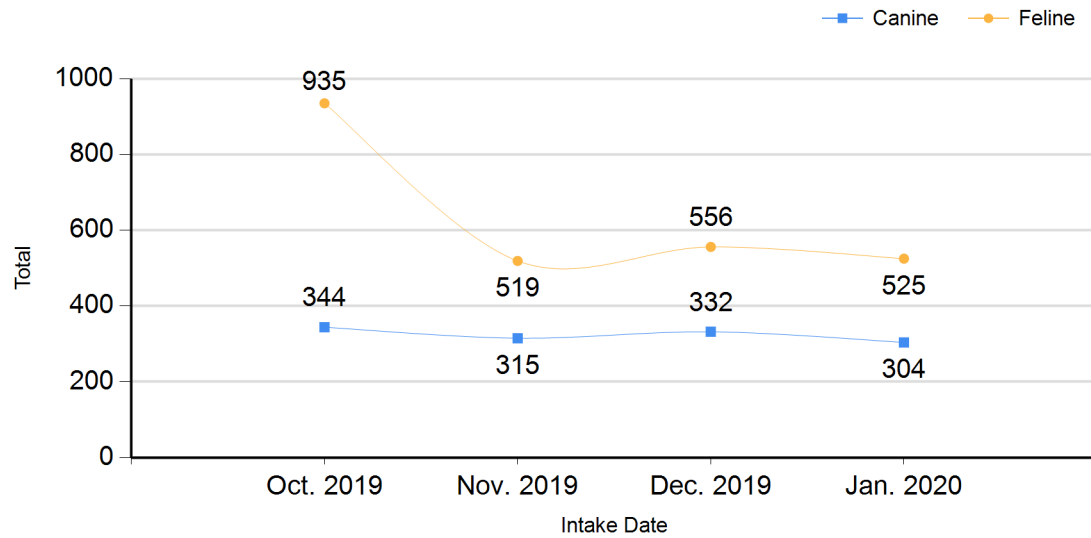
**Total Intake (Month to Month Stats)**  
10/1/2019 - 1/31/2020



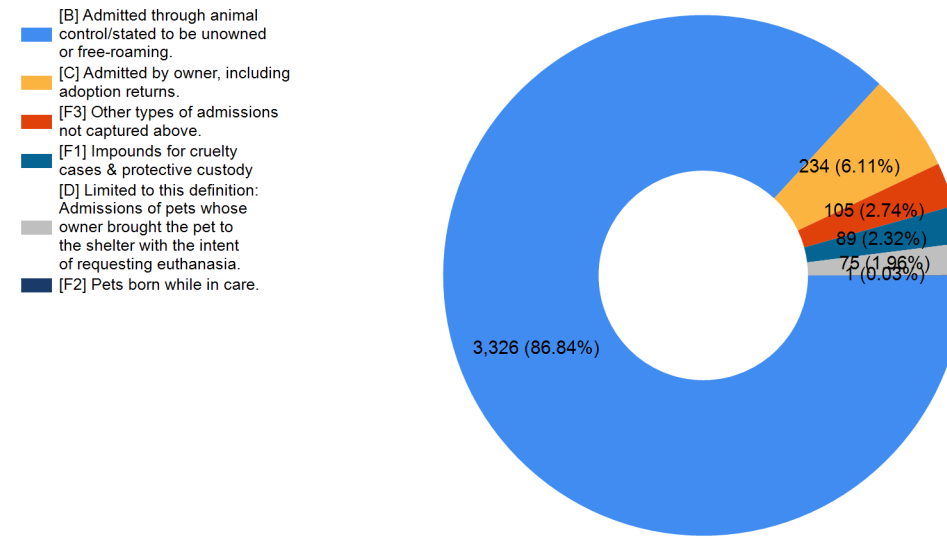
**Total Intake (Month to Month Stats)**  
10/1/2019 - 1/31/2020 by Intake Type



**Total Intake (Month to Month Stats)**  
10/1/2019 - 1/31/2020 by Species



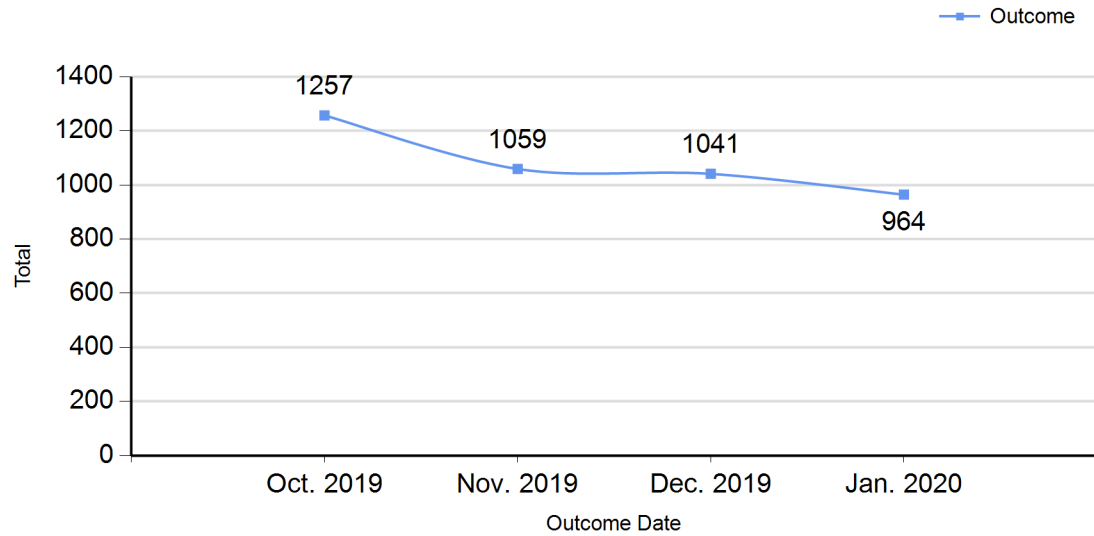
**Total Intake (Month to Month Stats)**  
10/1/2019 - 1/31/2020 by Intake Type



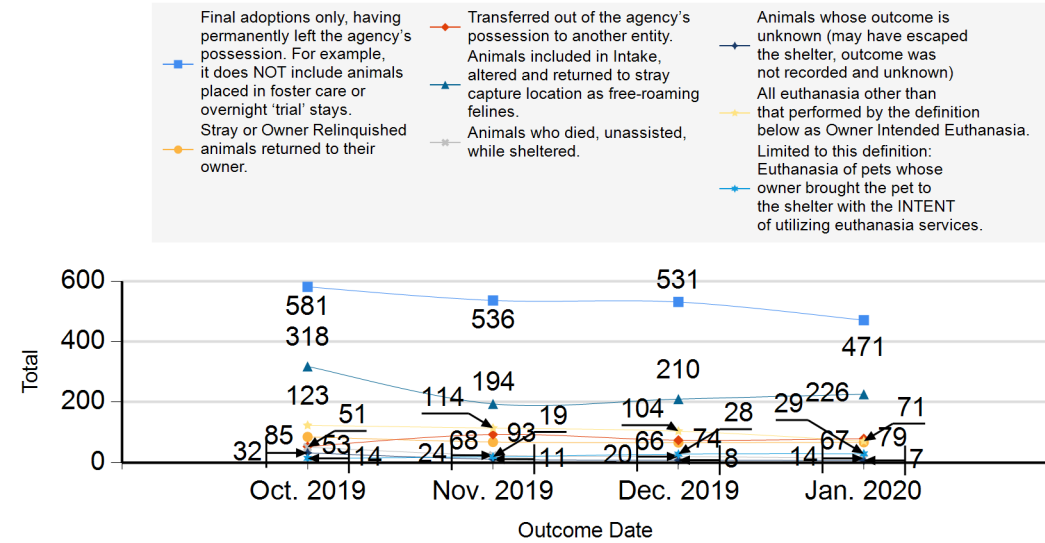
Outcome Statistics Pivoted by Species (10/1/2019 - 1/31/2020)				Month to Month Stats			
Species		Name	Total	Oct. 2019	Nov. 2019	Dec. 2019	Jan. 2020
Canine	H	Adoption	703	211	151	162	179
	I	Return to Owner	263	76	61	62	64
	J	Transferred to Another Agency	185	32	74	37	42
	K	Return to Field	6	0	0	1	5
	L	Other Live Outcomes	0	0	0	0	0
	M	Subtotal: Live Outcomes	1,157	319	286	262	290
	N	Died in Care	8	0	3	3	2
	O	Lost in Care	0	0	0	0	0
	P	Shelter Euthanasia	117	28	32	31	26
	Q	Owner Intended Euthanasia	58	12	12	19	15
	R	Subtotal: Other Outcomes	183	40	47	53	43
		Canine Total Outcome	1,340	359	333	315	333
Feline	H	Adoption	1,416	370	385	369	292
	I	Return to Owner	23	9	7	4	3
	J	Transferred to Another Agency	114	21	19	37	37
	K	Return to Field	942	318	194	209	221
	L	Other Live Outcomes	0	0	0	0	0
	M	Subtotal: Live Outcomes	2,495	718	605	619	553
	N	Died in Care	101	51	21	17	12
	O	Lost in Care	58	32	11	8	7
	P	Shelter Euthanasia	295	95	82	73	45
	Q	Owner Intended Euthanasia	32	2	7	9	14
	R	Subtotal: Other Outcomes	486	180	121	107	78
		Feline Total Outcome	2,981	898	726	726	631
	H	Adoption	2,119	581	536	531	471
	I	Return to Owner	286	85	68	66	67
	J	Transferred to Another Agency	299	53	93	74	79
	K	Return to Field	948	318	194	210	226
	L	Other Live Outcomes	0	0	0	0	0
	N	Died in Care	109	51	24	20	14
	O	Lost in Care	58	32	11	8	7
	P	Shelter Euthanasia	412	123	114	104	71
	Q	Owner Intended Euthanasia	90	14	19	28	29
	S	Total Outcome	4,321	1,257	1,059	1,041	964



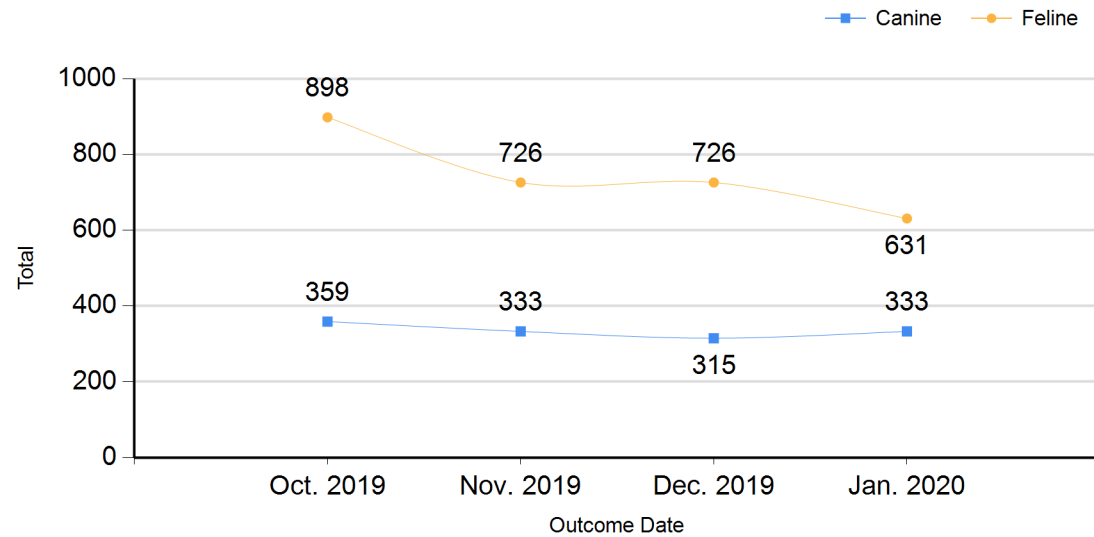
**Total Outcome (Month to Month Stats)**  
10/1/2019 - 1/31/2020



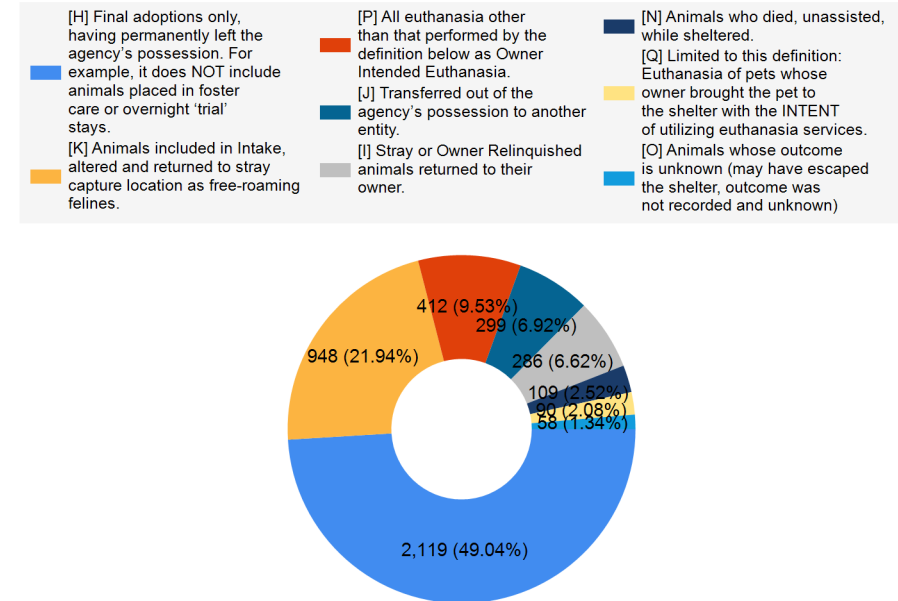
**Total Outcome (Month to Month Stats)**  
10/1/2019 - 1/31/2020 by Intake Type



**Total Outcome (Month to Month Stats)**  
10/1/2019 - 1/31/2020 by Species



**Total Outcome (Month to Month Stats)**  
10/1/2019 - 1/31/2020 by Outcome Type



	TOTAL			Canine			Feline		
	Live Release	Live Release (%)	Change (%)	Live Release	Live Release (%)	Change (%)	Live Release	Live Release (%)	Change (%)
Oct. 2019	1,037	82.50%	NaN	319	88.86%	NaN	718	79.96%	NaN
Nov. 2019	891	84.14%	1.64%	286	85.89%	-2.97%	605	83.33%	3.38%
Dec. 2019	881	84.63%	0.49%	262	83.17%	-2.71%	619	85.26%	1.93%
Jan. 2020	843	87.45%	2.82%	290	87.09%	3.91%	553	87.64%	2.38%

Formula:  
M / S  
3,652 / 4,321 = 84.52%

	Canine				Feline			
Month Year	Beginning Inventory	Intake	Outcome	Ending Inventory	Beginning Inventory	Intake	Outcome	Ending Inventory
10/2019	237	344	359	222	821	935	898	858
11/2019	222	315	333	204	858	519	726	651
12/2019	204	332	315	221	651	556	726	481
01/2020	221	304	333	192	481	525	631	375

\*Trap, Neuter, and Release are not factored in Outcomes and Live Release Rate